


mirostone®

Sample Collection Book





Something for everyone


SURFACE FINISHES

Being solid, your Mirostone® will be hand finished by your installer. We recommend when installed into a kitchen that Mirostone® is finished to a soft sheen. This will leave a surface that is beautiful, yet easy to maintain.

It is possible to finish Mirostone® to a high gloss, however this is only suitable in areas where use of the surface will be gentler: such as in a typical bathroom. Please consult your installer to find out more details.



Sample scale 1:1



Sample scale 1:1




Sample scale 1:1


Full worksurface
image of San Marco
to show the marble
effect over a 3000mm
length. Scale 1:10.

Full worksurface
image of Taj Mahal
to show the marble
effect over a 3000mm
length. Scale 1:10.

Sample scale 1:1







Snow Quartz

Sample scale 1:1





Alaskan


Sample scale 1:1



Sample scale 1:1



Sample scale 1:1




Sample scale 1:1




Sample scale 1:1




Sample scale 1:1




Sample scale 1:1



Sample scale 1:1



Sample scale 1:1



Sample scale 1:1



Sample scale 1:1



mirostone®

mirostone.co.uk

For samples and technical information,
please contact your local Mirostone® retailer.

Whilst every effort has been made to accurately represent the Mirostone® colours and textures in this brochure, we are unable to guarantee an exact match due to the limitations of the printing process. Please view actual sample prior to selection. E&OE. We reserve the right to update specifications without notice. All dimensions are nominal.